



**Brass
Impeller**



**Overheat
Protection**




**Full Cooper
Motor**



**Heavy
Duty**



**Extra
Power**



PM Series

Peripheral Pump

For household and light industry application




Scan for more
information

potenza2u.com

Reliability Driven by Innovation

PM Series

Peripheral Pump



APPLICATION

- Suitable for small house hold system, simple industrial application

OPERATING CONDITIONS

- Liquid temperature up to 60°C
- Ambient temperature up to 40°C
- Total suction lift up to 9m
- Continuous duty
- pH: 6.5 to 8.5

PUMP

- Pump Body: Cast Iron/Brass Stainless Steel
- Impeller: Brass
- Mechanical Seal: Carbon/Ceramic/ Stainless Steel
- Front bracket: Cast Iron
- Mounting bracket: Cast iron

MOTOR

- Single Phase
- Motor Housing: Aluminium
- Insulation: Class B
- Cooling: External Ventilation
- Heavy Duty Continuous Work
- Shaft: AISI304
- Protection: IP44

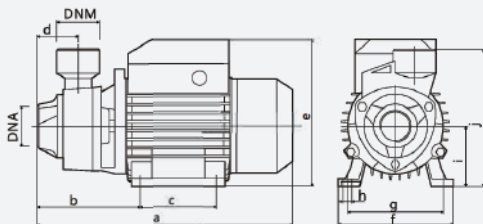
ADVANTAGES & FEATURES

- Small size and high pressure
- Easy installation & maintenance

SPECIFICATION

Model		Power	Amphere		Q=Capacity										
			1~	3~	m³/hr	0.3	0.6	0.9	1.2	1.5	1.8	2.1	2.4	2.7	3
Single Phase 240V/ 50Hz	Three Phase 415/ 50Hz	kW/HP			L/min	5	10	15	20	25	30	35	40	45	50
			1x240V	3x415V	Total Head in Meters										
PM 50	-	0.37/0.50	2.5	-	-	40	37	33.5	29	24	19.5	15	10	5	-

DIMENSION



Model	Dimension (mm)											
	a	b	c	d	e	f	g	h	i	j	DNA	DNM
PM50	265	110	80	45	151	118	100	10	63	138	1"	1"